

Target Performance Report - S1.3

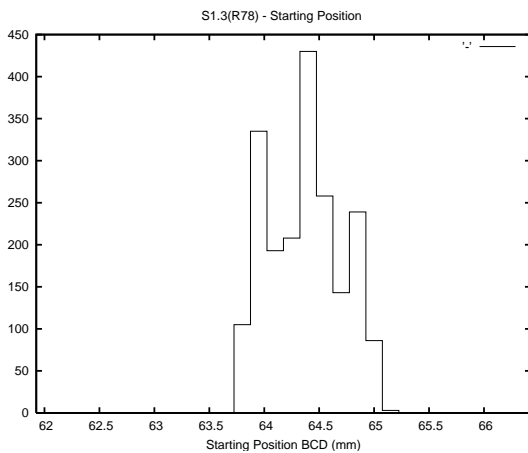
Report Generated: March 1, 2013,

Last Actuation: 01/03/13 11:28:40

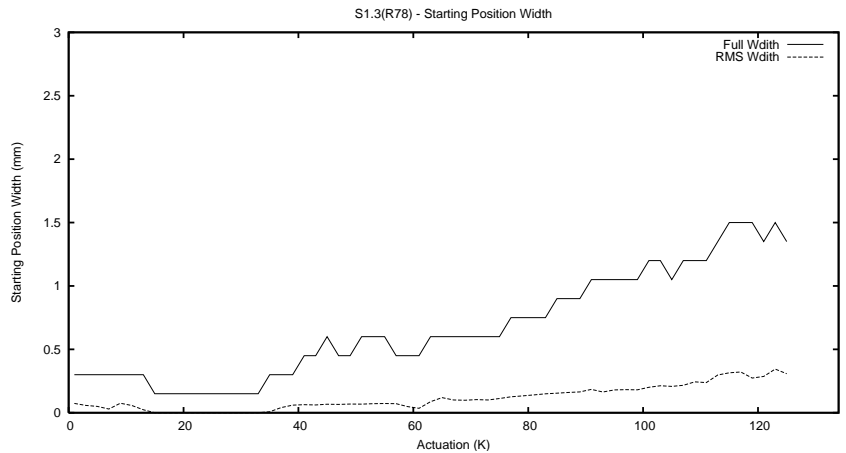
1 Operation Summary

| | Last Shift | Total |
|----------------------------------|------------|--------|
| Actuations: | 60.9K | 127.6K |
| Quadrature Count errors: | 5026 | 5032 |
| Fiber ADC errors: | 0 | 0 |
| BPS errors (during actuation): | 0 | 0 |
| (R78) Gaps > 3s & < 10s: | 0 | 0 |
| (R78) Gaps > 10s: | 1 | 0 |
| (R78) SP2 Corrections: | 3 | 5 |
| (R78) Capture Over/Under shoots: | 1630/0 | 3286/0 |

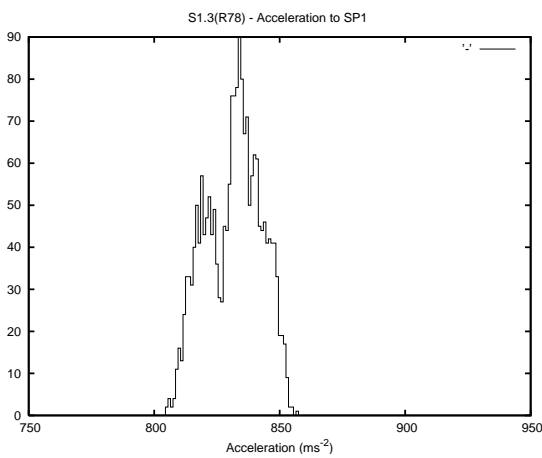
2 Mechanical Performance



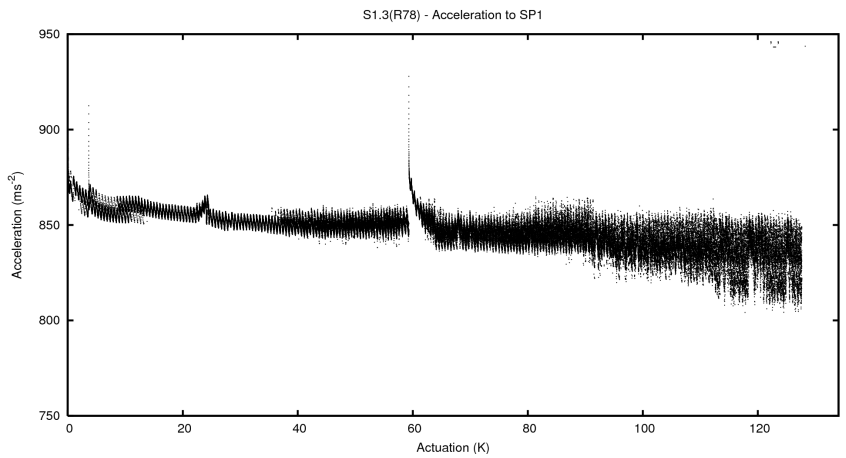
Starting position for the last 2000 actuations.



Starting position width over time.

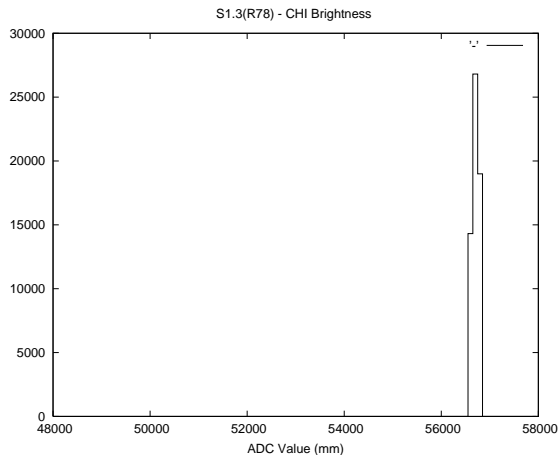
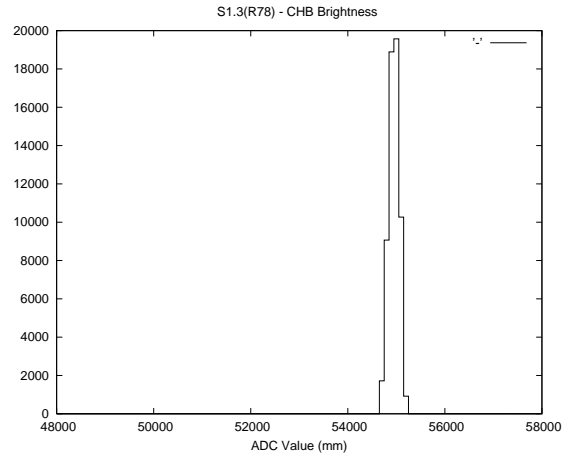
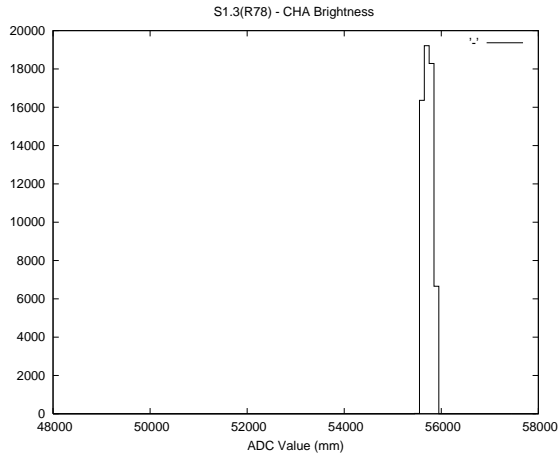


Acceleration for the last 2000 actuations.



Acceleration over time. Normalised to a temperature 45C using the temperature data collected by the system.

3 Optical Performance



4 BPS Check

