

Target Performance Report - T2.9(ISIS)

Report Generated: May 10, 2012,

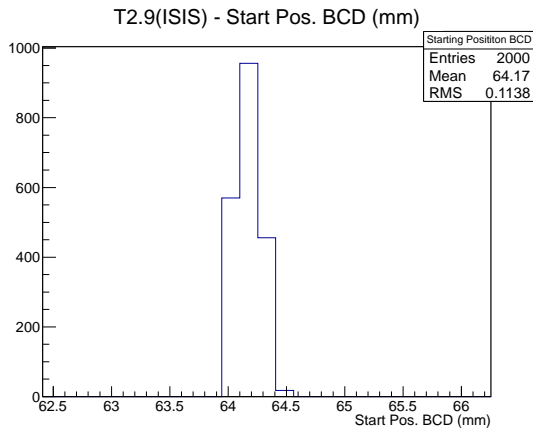
Last Actuation: 04/05/12 15:47:51

1 Operation Summary

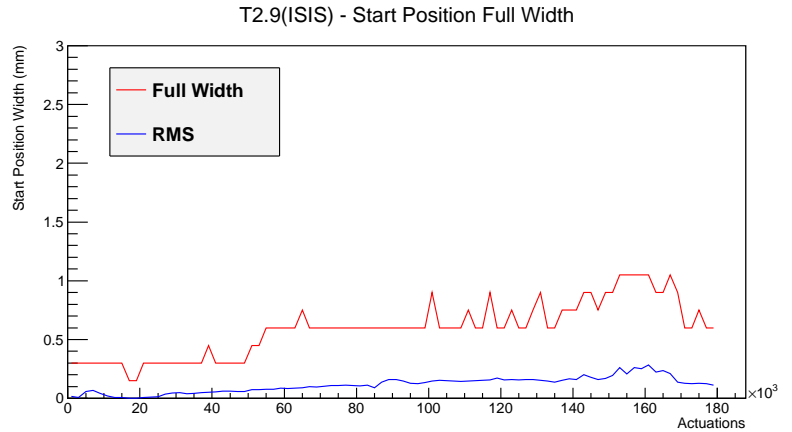
| | Last Shift | Total |
|--------------------------------|------------|---------|
| Actuations: | 0.1K | 180.1 K |
| Quadrature Count errors: | 0 | 0 |
| Fiber ADC errors: | 0 | 61591 |
| BPS errors (during actuation): | 1 | 4 |

To Check: There are no new errors, if errors have occurred in the last shift please notify the target team. For more details about this report or the ongoing target monitoring refer to the note: MICE-368.

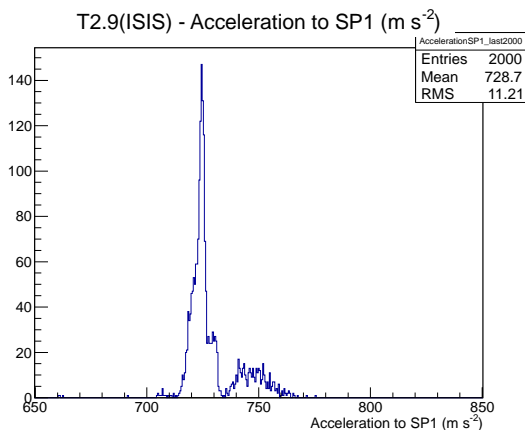
2 Mechanical Performance



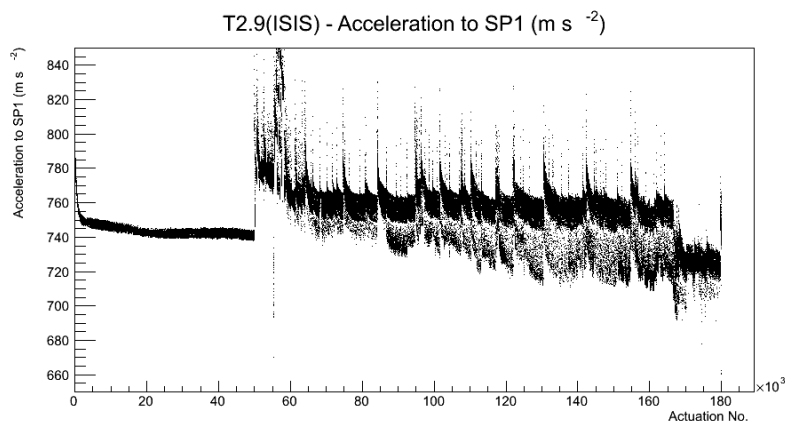
Starting position for the last 2000 actuations.



Starting position width over time. Taking 2000 actuations per sample



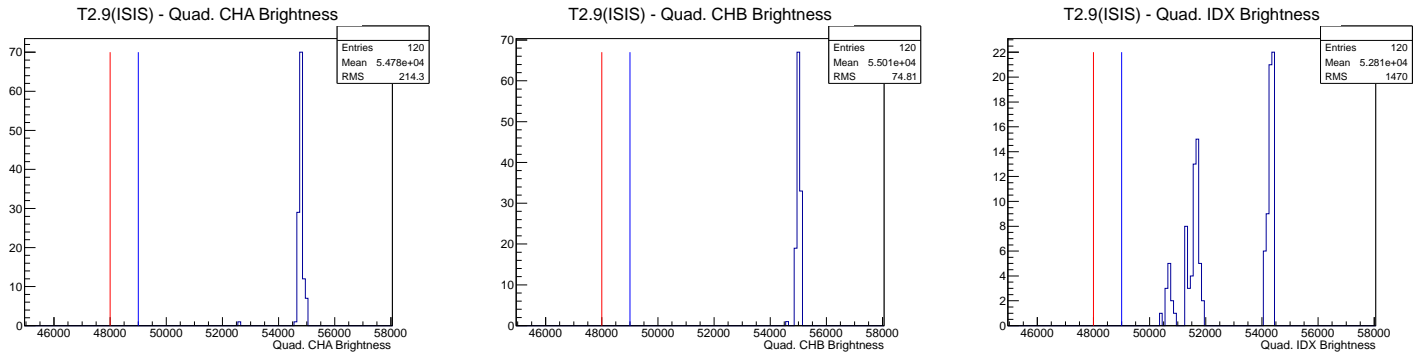
Acceleration to Set Point 1 for the last 2000 actuations.



Acceleration over time for the target.

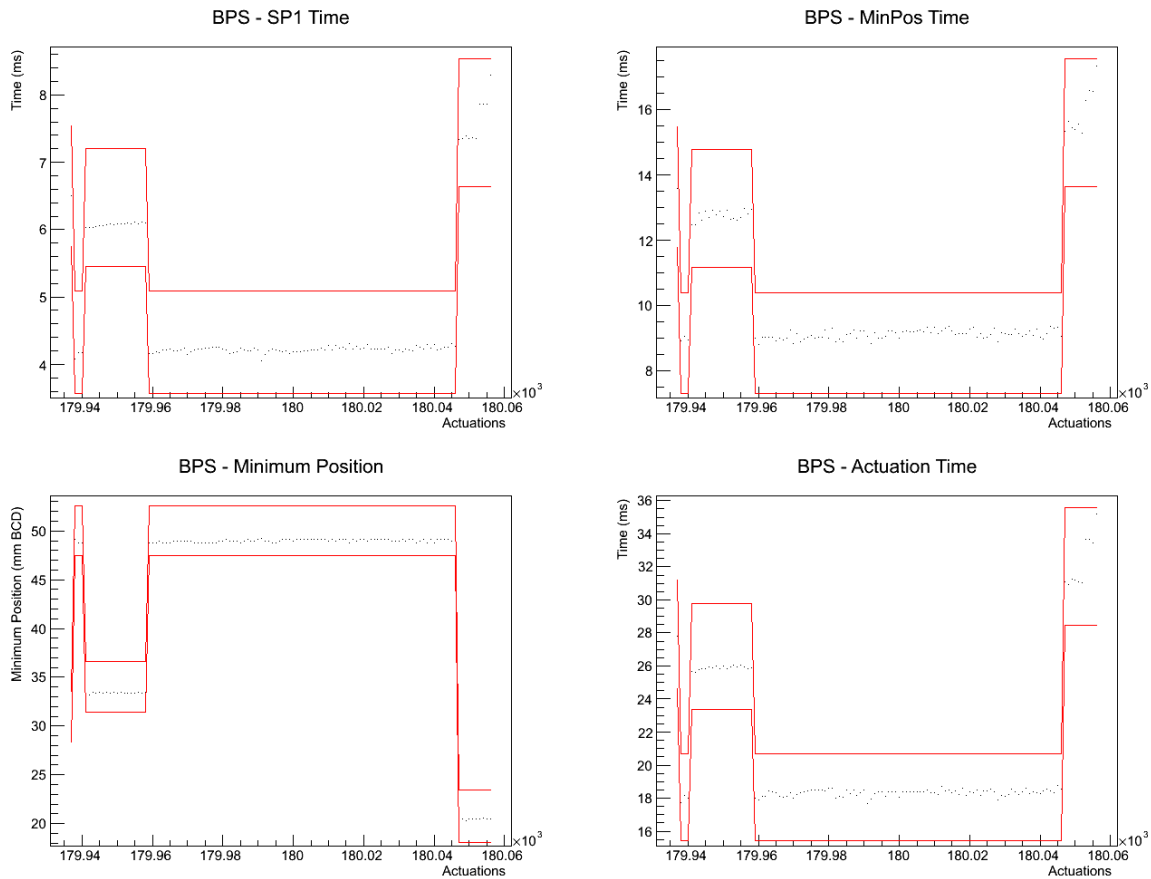
To Check: The starting position width is below 2.4mm
 There has been no sudden increase in starting position
 There has been no sudden drop in acceleration

3 Optical Performance



To Check: The distribution in the histograms should be well above the red and blue lines. If the blue line is crossed notify the target group as this could indicate that the controller configuration needs updating.

4 BPS Check



To Check: The points fall well inside the red BPS limit lines. If there is a slow drift in performance notify the target team as an alteration to these limits will need considering.